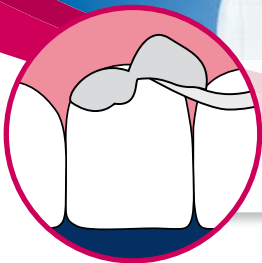


Relaxed crown seating!



Easy
Excess
Removal

SMARTCEMTM2 SELF-ADHESIVE CEMENT

NEW!

SmartCemTM2 - the new self-adhesive cement offers stress-free excess removal and reliable performance for relaxed cementations

- Easy gel phase cleanup
- Convenient automix delivery
- Excellent retentive and mechanical strengths



For better dentistry

DENTSPLY

Convenience

1

Easy gel phase cleanup

Residual excess material is easily removed



2

Dual barrel-syringe

Automix delivery for direct dispensing saves time and effort
No hand mixing, no capsule activation, no triturating

3

Easy to use

Self-adhesive cement eliminates the need to use an adhesive



>

Consistent Work/Set Times

Self Cure (All crowns)

up to 2 min.	1-2 min.	1 min.	Final set from start of mix 6 min.
Fill and seat crown	Wait	Remove excess	

Dual Cure – non-light transmissible restorations (PFM, Zirconia)

up to 2 min.	10s	45 sec.	20-40 sec.	Final set from start of mix 6 min.
Fill and seat crown	Light cure	Remove excess	Stabilize by light curing	

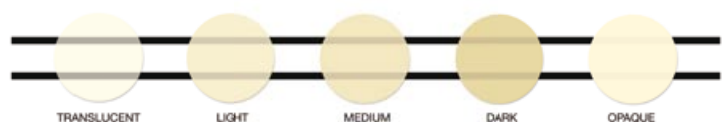
Dual Cure – light transmissible restorations (All ceramic)

up to 2 min.	10s	45 sec.	20-40 sec.	30 sec.	Final set from start of mix: Upon completion of light curing
Fill and seat crown	Light cure	Remove excess	Stabilize by light curing	Stabilize by light curing each surface 10 sec.*	

* Buccal, lingual and occlusal.

>

Available in five shades



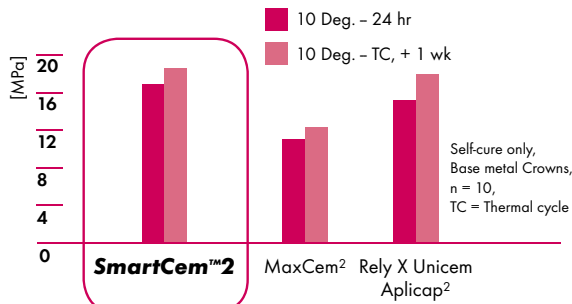
Performance

1

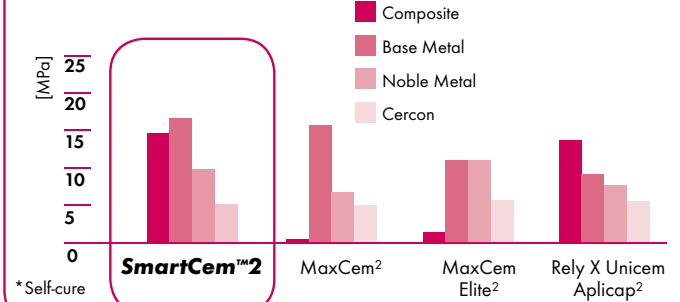
Excellent retentive and mechanical strength

Retentive Strength, Metal Crowns¹

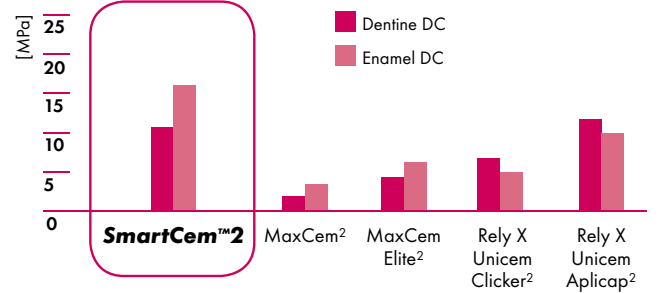
Dr. Carlos Muñoz, University at Buffalo



Bond Strength* to Other Substrates¹



Bond Strength to Tooth Structure¹

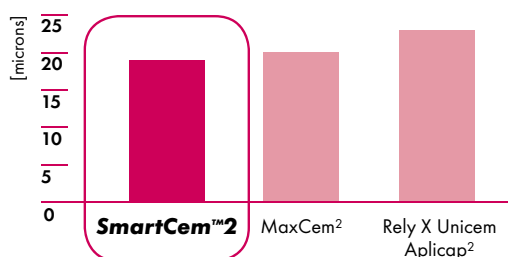


2

Low film thickness

Ensuring a closer fit of the restoration

Film thickness¹

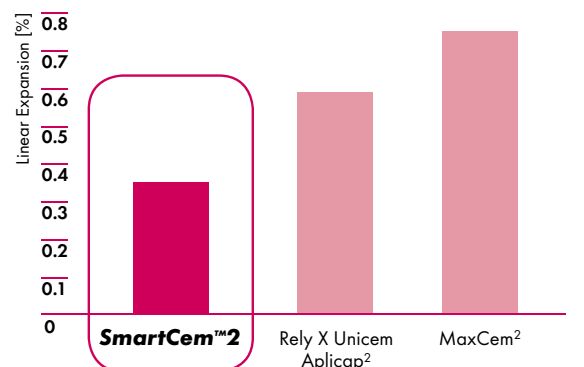


3

Low linear expansion

For minimal dimensional change

Water Expansion – 6 month¹



¹ All data on file.

² MaxCem (Kerr), MaxCem Elite (Kerr), Rely X Unicem Aplicap and Rely X Unicem Clicker (3M ESPE) are not registered trademarks of DENTSPLY International, Inc.

ReOrder Information

ReOrder-No.

SmartCem™2 Syringe Intro Kit **669001**

5 x 5 g Syringes
 Shades: Light, Medium, Dark, Translucent, Opaque
 50 x Mixing Tips



SmartCem™2 Syringe Refill **Light 669012**

2 x 5 g Syringes **Medium 669013**
 20 x Mixing Tips **Dark 669014**
Translucent 669015
Opaque 669016



SmartCem™2 Refill Mixing Tips **669005**

50 x Mixing Tips

Technique Guide

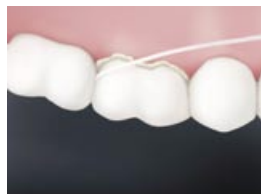
1. Remove the syringe cap, dispense a small amount to get material flowing freely from both ports, and carefully wipe ports clean, avoiding any cross-contamination. Install a mixing tip and gently depress the syringe plunger to start material flow.



3. Immediately seat the restoration in the mouth. Right after applying cement, check for complete seating and perhaps rock the crown gently to insure optimal seating. There is a gel phase with SmartCem™2 Cement. It starts after about 1-2 minutes and lasts about 1 minute. Gel phase can also be achieved with a curing light applied around the margins for less than 10 seconds. Gel phase lasts about 45 seconds after the brief light curing.



2. Gently apply a thin uniform layer of SmartCem™2 Cement to the entire internal surface of the restoration. For direct intraoral placements, the mixing tip can be bent for improved access. SmartCem™2 Cement offers up to 2 minutes of working time.



4. Floss interproximally and then complete excess removal during the gel phase for easy cleanup.



5. Restoration is stabilized by light curing the margins for 20-40 seconds. For light transmissible restorations, final set is achieved by light curing buccal, lingual and occlusal for 10 seconds each. For restorations that are not light transmissible (e.g. metallic restorations) final set is achieved by allowing SmartCem™2 Cement to self-cure approximately 6 minutes from start of mix.

DENTSPLY DeTrey GmbH
 De-Trey-Str. 1
 78467 Konstanz
 GERMANY
 www.dentsply.de
 Phone +49 (0) 75 31 5 83-0

DENTSPLY Ltd
 Building 1
 Aviator Park, Station Road
 ADDLESTONE, KT15 2PG
 UNITED KINGDOM
 Phone +44 (0) 19 32 85 34 22

For better dentistry

DENTSPLY

K79101122.02